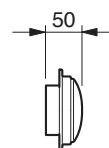
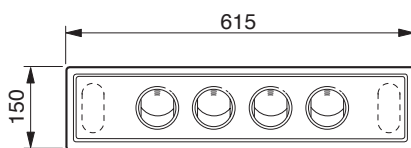
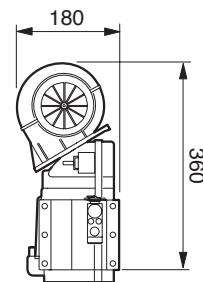
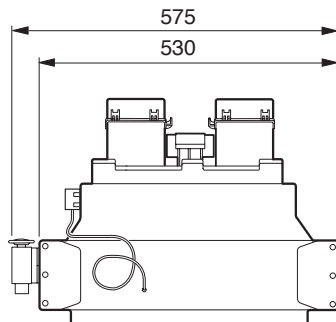


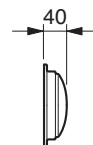
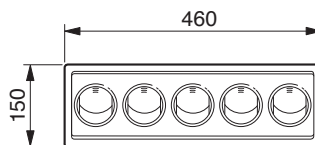


- ❄️ **CE - 520 • 12V • 3730-901**
- ❄️ **CE - 521 • 24V • 3730-902**
- ❄️ ❄️ **CE - 522 • 12V • 3730-903**
- ❄️ ❄️ **CE - 523 • 24V • 3730-904**

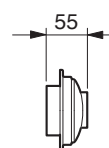
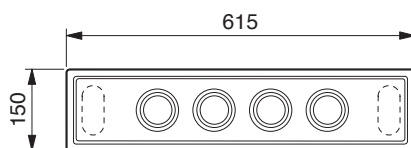
CEILING MOUNT EVAPORATOR



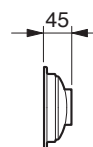
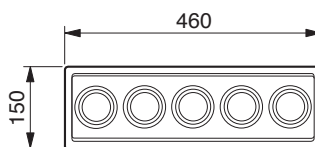
3801-201
Front with 4 louvers
and 2 rear connections
for flexhose 2.5"



3801-202
Front with 5 louvers



3801-203
Front with 4 + 2
rear connections
for flexhose 2.5"



3801-204
Front with 5 connections
for flexhose 2.5"

GB	D	E	F	I	
Nominal technical data	Nominale technische Daten	Datos técnicos nominales	Données techniques nominales	Dati tecnici nominali	
Cooling capacity	Kühlkapazität	Potencia frigorífica	Puissance frigorifique	Potenza frigorifera	5Kw
Heating capacity	Heizkapazität	Potencia de calefacción	Puissance calorifique	Potenza di riscaldamento	3.5Kw
Working voltage	Stromspannung	Tensión de alimentación	Tension d'alimentation	Voltaggio di funzionamento	12V d.c. 24V d.c.
Power consumption	Stromverbrauch	Intensidad absorbida	Courant absorbé	Corrente assorbita	16A -12V 8A -24V
Airflow (at zero static pressure)	Luftstrom	Caudal de aire	Débit d'air	Portata aria	800m ³ /h
Total weight	Gewicht	Peso total	Poids total	Peso complessivo	6.5Kg 7.0Kg